

## Gerry Adams

Gerry ADAMS, MP, MLA, Sinn Féin MP for West Belfast

Type	2007/08 (ranking out of 645)	2006/07 (ranking out of 645)	2005/06	2004/05 (ranking out of 659)	2003/04 (ranking out of 658)	2002/03 (ranking out of 657)	2001/02 (ranking out of 657)
Additional Costs Allowance	£21,131 (338th)	£16,500 (478th)	£7,500	£18,755 (368th)	£18,268 (361st)	£9,505 (589th)	£0
London Supplement	£0	£0	£0	£0	£0	£0	£0
Incidental Expenses Provision	£21,273 (159th)	£20,356 (326th)	£8,235	£19,004 (239th)	£18,798 (joint 192nd)	£15,171 (543rd)	£4,304 (628th)
Staffing Allowance	£90,278 (214th)	£87,269 (168th)	£26,244	£66,778 (477th)	£64,263 (joint 493rd)	£49,070 (626th)	£6,895 (joint 654th)
Communications Allowance	£0	N/A	N/A	N/A	N/A	N/A	N/A
Members' Travel	£1,506 (601st)*	£5,128 (461st)**	£2,123	£9,285 (360th)	£5,653 (495th)	£1,808 (620th)	£315 (joint 640th)
Members' Staff Travel	£2,123 (22nd)	£2,035 (40th)	£370	£1,341 (139th)	£0	£320 (joint 325th)	£208 (joint 351st)
Members' Spouse Travel	£0	N/A	N/A	N/A	N/A	N/A	N/A
Members' Family Travel	£0	N/A	N/A	N/A	N/A	N/A	N/A
Centrally Purchased Stationery	£85 (joint 632nd)	£52 (642nd)	£0	£127 (joint 638th)	£79 (joint 646th)	£141 (641st)	£125 (641st)
Stationery: Associated Postage Costs	£218 (637th)	£364 (630th)	£0	£320 (634th)	£475 (625th)	N/A	N/A
Centrally Provided Computer Equipment	£1,329 (joint 150th)	£1,125 (joint 205th)	£1,779	£1,779 (474th)	£1,779 (466th)	£1,779 (445th)	£0
Other Costs	£0	£0	£0	£0	£0	£0	£0
<b>Total</b>	<b>£137,943</b> (436th)	<b>£132,829</b> (419th)	<b>£46,251</b>	<b>£117,389</b> (456th)	<b>£109,315</b> (518th)	<b>£77,794</b> (650th)	<b>£11,847</b> (657th)

Entered Westminster Parliament on 9 June 1983 - General election.  
 Entered the Assembly on 25 June 1998 - General election.  
 Majority: 19,315 votes. — 5th out of 646 MPs.  
 (Sinn Féin MPs do not take their seats in Parliament.)

<http://mpsallowances.parliament.uk/mpslordsandoffices/hocallowances/allowances-by-mp/gerry-adams/>

\*Regular journeys between home/constituency/Westminster: Air £1,506 (91st).

\*\*Car £1,352 (504th). Rail £402 (490th). Air £3,374 (84th).

## Gregory Campbell

Gregory CAMPBELL, MP, MLA, DUP MP for East Londonderry

Type	2007/08 (ranking out of 645)	2006/07 (ranking out of 645)	2005/06	2004/05 (ranking out of 659)	2003/04 (ranking out of 658)	2002/03 (ranking out of 657)	2001/02 (ranking out of 657)
Additional Costs Allowance	£23,083 (joint 1st)	£19,355 (410th)	£18,762	£16,060 (460th)	£15,773 (449th)	£18,900 (joint 371st)	£17,315 (80th)
London Supplement	£0	£0	£0	£0	£0	£0	£0
Incidental Expenses Provision	£5,421 (634th)	£16,874 (513th)	£21,573	£6,775 (638th)	£18,799 (joint 13th)	£12,173 (600th)	£53,315 (1st)
Staffing Allowance	£80,112 (529th)	£69,655 (595th)	£69,982	£66,562 (487th)	£63,925 (513th)	£61,575 (464th)	£16,753 (651st)
Communications Allowance	£0	N/A	N/A	N/A	N/A	N/A	N/A
Members' Travel	£23,375 (9th)*	£22,127 (14th)**	£26,023	£27,726 (12th)	£25,083 (25th)	£21,488 (37th)	£13,530 (95th)
Members' Staff Travel	£0	£0	£369	£229 (352nd)	£1,758 (joint 73rd)	£703 (210th)	£16 (joint 460th)
Members' Spouse Travel	£1,244 (107th)	N/A	N/A	N/A	N/A	N/A	N/A
Members' Family Travel	£0	N/A	N/A	N/A	N/A	N/A	N/A
Centrally Purchased Stationery	£291 (joint 583rd)	£431 (559th)	£293	£401 (553rd)	£103 (643rd)	£875 (joint 390th)	£576 (513th)
Stationery: Associated Postage Costs	£1,325 (508th)	£1,862 (439th)	£1,068	£1,388 (511th)	£420 (joint 632nd)	N/A	N/A
Centrally Provided Computer Equipment	£1,362 (joint 98th)	£1,132 (joint 197th)	£944	£2,010 (joint 52nd)	£2,010 (joint 48th)	£2,010 (joint 48th)	£2,010 (joint 47th)
Other Costs	£0	£0	£0	£0	£0	£1,500 (joint 57th)	£0
<b>Total</b>	<b>£136,213 (461st)</b>	<b>£131,436 (433rd)</b>	<b>£139,014</b>	<b>£121,151 (376th)</b>	<b>£127,871 (156th)</b>	<b>£119,224 (185th)</b>	<b>£103,515 (52nd)</b>

Entered Westminster Parliament on 7 June 2001 - General election.  
Entered the Assembly on 25 June 1998 - General election.  
Majority: 7,727 votes. — 246th out of 646 MPs.

<http://mpsallowances.parliament.uk/mpslordsandoffices/hocallowances/allowances-by-mp/gregory-campbell/>

\*Regular journeys between home/constituency/Westminster: Mileage £6,057 (48th). Rail £2,174 (343rd). Air £13,906 (14th). Other: European £1,238 (36th).

\*\*Car £6,629 (41st). Rail £1,795 (353rd). Air £13,703 (18th).

## Nigel Dodds

Nigel DODDS, MP, MLA, DUP MP for Belfast North

Type	2007/08 (ranking out of 645)	2006/07 (ranking out of 645)	2005/06	2004/05 (ranking out of 659)	2003/04 (ranking out of 658)	2002/03 (ranking out of 657)	2001/02 (ranking out of 657)
Additional Costs Allowance	£22,992 (198th)	£22,110 (joint 1st)	£21,613	£20,902 (joint 1st)	£20,331 (joint 159th)	£19,181 (350th)	£16,950 (85th)
London Supplement	£0	£0	£0	£0	£0	£0	£0
Incidental Expenses Provision	£29,812 (9th)	£20,762 (255th)	£17,901	£19,196 (192nd)	£18,767 (joint 287th)	£18,108 (joint 333rd)	£12,879 (427th)
Staffing Allowance	£74,351 (588th)	£83,203 (joint 366th)	£79,103	£66,220 (518th)	£64,243 (498th)	£61,878 (445th)	£58,811 (25th)
Communications Allowance	£10,111 (119th)	N/A	N/A	N/A	N/A	N/A	N/A
Members' Travel	£21,536 (14th)*	£19,382 (20th)**	£20,321	£25,603 (22nd)	£26,295 (17th)	£22,143 (34th)	£20,009 (15th)
Members' Staff Travel	£463 (223rd)	£1,209 (101st)	£88	£0	£1,079 (152nd)	£333 (joint 317th)	£0
Members' Spouse Travel	£4,091 (13th)	N/A	N/A	N/A	N/A	N/A	N/A
Members' Family Travel	£1,782 (13th)	N/A	N/A	N/A	N/A	N/A	N/A
Centrally Purchased Stationery	£1,118 (187th)	£863 (joint 330th)	£1,516	£1,322 (205th)	£998 (251st)	£1,422 (176th)	£1,453 (182nd)
Stationery: Associated Postage Costs	£4,052 (132nd)	£2,800 (joint 306th)	£5,909	£3,529 (216th)	£2,852 (282nd)	N/A	N/A
Centrally Provided Computer Equipment	£1,301 (181st)	£1,083 (joint 274th)	£0	£1,877 (joint 346th)	£1,877 (joint 340th)	£1,877 (joint 332nd)	£1,877 (joint 312th)
Other Costs	£0	£0	£0	£0	£0	£6,122 (21st)	£6,389 (7th)
<b>Total</b>	<b>£171,609 (12th)</b>	<b>£151,412 (72nd)</b>	<b>£146,451</b>	<b>£138,649 (73rd)</b>	<b>£136,442 (56th)</b>	<b>£131,064 (27th)</b>	<b>£118,368 (3rd)</b>

Entered Westminster Parliament on 7 June 2001 - General election.  
Entered the Assembly on 25 June 1998 - General election.  
Majority: 5,188 votes. — 342nd out of 646 MPs.

<http://mpsallowances.parliament.uk/mpslordsandoffices/hocallowances/allowances-by-mp/nigel-dodds/>

\*Regular journeys between home/constituency/Westminster: Mileage £2,572 (333rd). Rail £3,829 (248th). Air £12,043 (24th). Misc £421 (75th). Other: European £2,671 (5th).

\*\*Car £4,623 (180th). Rail £1,354 (393rd). Air £13,149 (22nd). Other £256 (44th).

## Pat Doherty

Pat DOHERTY, MP, MLA, Sinn Féin MP for West Tyrone

Type	2007/08 (ranking out of 645)	2006/07 (ranking out of 645)	2005/06	2004/05 (ranking out of 659)	2003/04 (ranking out of 658)	2002/03 (ranking out of 657)	2001/02 (ranking out of 657)
Additional Costs Allowance	£21,000 (joint 343rd)	£18,000 (joint 444th)	£7,500	£19,478 (331st)	£18,320 (359th)	£18,065 (joint 426th)	£6,933 (597th)
London Supplement	£0	£0	£0	£0	£0	£0	£0
Incidental Expenses Provision	£21,293 (joint 151st)	£19,404 (409th)	£8,068	£15,191 (484th)	£18,797 (joint 205th)	£18,234 (joint 1st)	£3,881 (634th)
Staffing Allowance	£87,083 (345th)	£85,145 (joint 292nd)	£16,934	£66,712 (480th)	£60,982 (joint 582nd)	£44,883 (635th)	£6,895 (joint 654th)
Communications Allowance	£0	N/A	N/A	N/A	N/A	N/A	N/A
Members' Travel	£4,129 (513th)*	£5,914 (409th)**	£4,116	£11,519 (286th)	£3,344 (579th)	£8,176 (405th)	£606 (638th)
Members' Staff Travel	£0	£0	£0	£0	£0	£110 (joint 415th)	£0
Members' Spouse Travel	£786 (151st)	N/A	N/A	N/A	N/A	N/A	N/A
Members' Family Travel	£0	N/A	N/A	N/A	N/A	N/A	N/A
Centrally Purchased Stationery	£210 (621st)	£0	£0	£0	£169 (630th)	£0	£147 (638th)
Stationery: Associated Postage Costs	£622 (601st)	£0	£0	£0	£1,021 (561st)	N/A	N/A
Centrally Provided Computer Equipment	£1,300 (182nd)	£1,093 (joint 254th)	£1,431	£1,431 (592nd)	£1,431 (581st)	£1,431 (567th)	£0
Other Costs	£0	£0	£0	£0	£0	£0	£0
<b>Total</b>	<b>£136,423 (455th)</b>	<b>£129,556 (457th)</b>	<b>£38,049</b>	<b>£114,331 (497th)</b>	<b>£104,064 (571st)</b>	<b>£90,899 (605th)</b>	<b>£18,462 (655th)</b>

Entered Westminster Parliament on 7 June 2001 - General election.  
 Entered the Assembly on 25 June 1998 - General election.  
 Majority: 5,005 votes. — 448th out of 646 MPs.  
 (Sinn Féin MPs do not take their seats in Parliament.)

<http://mpsallowances.parliament.uk/mpslordsandoffices/hocallowances/allowances-by-mp/pat-doherty/>

\*Regular journeys between home/constituency/Westminster: Mileage £2,916 (301st). Air £1,213 (97th).

\*\*Car £4,013 (239th). Air £1,901 (100th).

## Jeffrey M Donaldson

Jeffrey DONALDSON, MP, MLA, DUP MP for Lagan Valley

Type	2007/08 (ranking out of 645)	2006/07 (ranking out of 645)	2005/06	2004/05 (ranking out of 659)	2003/04 (ranking out of 658)	2002/03 (ranking out of 657)	2001/02 (ranking out of 657)
Additional Costs Allowance	£20,342 (377th)	£19,546 (407th)	£21,427	£13,047 (526th)	£13,279 (514th)	£19,722 (joint 1st)	£16,279 (139th)
London Supplement	£0	£0	£0	£0	£0	£0	£0
Incidental Expenses Provision	£20,758 (194th)	£20,479 (281st)	£20,000	£19,325 (joint 11th)	£18,696 (350th)	£18,234 (joint 1st)	£18,167 (joint 230th)
Staffing Allowance	£89,492 (joint 252nd)	£87,425 (145th)	£77,476	£66,458 (joint 496th)	£64,012 (512th)	£61,871 (446th)	£42,252 (462nd)
Communications Allowance	£5,360 (joint 443rd)	N/A	N/A	N/A	N/A	N/A	N/A
Members' Travel	£18,128 (30th)*	£15,989 (52nd)**	£15,944	£18,798 (75th)	£15,560 (126th)	£17,817 (80th)	£12,543 (124th)
Members' Staff Travel	£0	£0	£0	£0	£0	£1,057 (163rd)	£1,370 (86th)
Members' Spouse Travel	£854 (141st)	N/A	N/A	N/A	N/A	N/A	N/A
Members' Family Travel	£834 (28th)	N/A	N/A	N/A	N/A	N/A	N/A
Centrally Purchased Stationery	£1,169 (joint 169th)	£1,504 (158th)	£1,578	£1,227 (joint 226th)	£657 (joint 427th)	£1,275 (224th)	£997 (joint 333rd))
Stationery: Associated Postage Costs	£3,176 (215th)	£3,308 (joint 249th)	£4,536	£2,815 (292nd)	£1,744 (455th)	N/A	N/A
Centrally Provided Computer Equipment	£982 (587th)	£934 (521st)	£0	£1,866 (joint 374th)	£1,866 (joint 368th)	£1,866 (joint 359th)	£1,866 (joint 336th)
Other Costs	£0	£1,030 (58th)	£11,761	£0	£0	£6,122 (21st)	£6,389 (7th)
<b>Total</b>	<b>£161,095 (86th)</b>	<b>£150,215 (86th)</b>	<b>£152,722</b>	<b>£123,536 (316th)</b>	<b>£115,814 (395th)</b>	<b>£121,842 (124th)</b>	<b>£93,474 (196th)</b>

Entered Westminster Parliament on 1 May 1997 - General election.  
Entered the Assembly on 26 November 2003 - General election.  
Majority: 14,117 votes. — 90th out of 646 MPs.

<http://mpsallowances.parliament.uk/mpslordsandoffices/hocallowances/allowances-by-mp/jeffrey-donaldson/>

\*Regular journeys between home/constituency/Westminster: Mileage £102 (582nd). Rail £1,209 (409th). Air £15,150 (9th). Other: European £1,667 (20th).

\*\*3rd party £101 (32nd). Rail £1,759 (356th). Air £13,824 (17th). European £305

## Mark Durkan

Mark DURKAN, MP, MLA, SDLP MP for Foyle

Type	2007/08 (ranking out of 645)	2006/07 (ranking out of 645)	2005/06	2004/05 (ranking out of 659)	2003/04 (ranking out of 658)	2002/03 (ranking out of 657)	2001/02 (ranking out of 657)
Additional Costs Allowance	£20,796 (358th)	£21,190 (336th)	£18,105				
London Supplement	£0	£0	£0				
Incidental Expenses Provision	£21,882 (114th)	£21,604 (joint 201st)	£25,787				
Staffing Allowance	£85,326 (406th)	£82,963 (373rd)	£71,595				
Communications Allowance	£6,841 (380th)	N/A	N/A	N/A	N/A	N/A	N/A
Members' Travel	£10,615 (202nd)*	£12,179 (125th)**	£10,884				
Members' Staff Travel	£661 (155th)	£244 (joint 307th)	£2,075				
Members' Spouse Travel	£661 (172nd)	N/A	N/A	N/A	N/A	N/A	N/A
Members' Family Travel	£601 (34th)	N/A	N/A	N/A	N/A	N/A	N/A
Centrally Purchased Stationery	£237 (611th)	£313 (602nd)	£340				
Stationery: Associated Postage Costs	£545 (610th)	£1,284 (540th)	£426	N/A	N/A	N/A	N/A
Centrally Provided Computer Equipment	£1,199 (joint 326th)	£1,082 (joint 276th)	£1,082				
Other Costs	£0	£0	£0				
<b>Total</b>	<b>£149,364 (280th)</b>	<b>£140,859 (265th)</b>	<b>£130,294</b>				

Entered Westminster Parliament on 5 May 2005 - General election.  
Entered the Assembly on 25 June 1998 - General election.  
Majority: 5,957 votes. — 422nd out of 646 MPs.

<http://mpsallowances.parliament.uk/mpslordsandoffices/hocallowances/allowances-by-mp/mark-durkan/>

\*Regular journeys between home/constituency/Westminster: Mileage £1,721 (422nd). Rail £707 (471st). Air £8,125 (58th). Misc £62 (185th).

\*\*Car £2,423 (374th). Rail £1,336 (396th). Air £8,420 (57th).

## Michelle Gildernew

Michelle GILDERNEW, MP, MLA, Sinn Féin MP for Fermanagh & South Tyrone

Type	2007/08 (ranking out of 645)	2006/07 (ranking out of 645)	2005/06	2004/05 (ranking out of 659)	2003/04 (ranking out of 658)	2002/03 (ranking out of 657)	2001/02 (ranking out of 657)
Additional Costs Allowance	£21,000 (joint 343rd)	£18,000 (joint 444th)	£7,500	£19,240 (349th)	£18,400 (356th)	£16,875 (470th)	£3,674 (607th)
London Supplement	£0	£0	£0	£0	£0	£0	£0
Incidental Expenses Provision	£21,158 (165th)	£20,231 (340th)	£8,295	£18,456 (318th)	£18,654 (joint 367th)	£18,051 (355th)	£4,499 (joint 625th)
Staffing Allowance	£90,506 (182nd)	£86,500 (225th)	£19,312	£71,205 (280th)	£67,738 (341st)	£59,932 (526th)	£11,840 (653rd)
Communications Allowance	£0	N/A	N/A	N/A	N/A	N/A	N/A
Members' Travel	£1,928 (588th)*	£6,477 (369th)**	£5,791	£9,562 (348th)	£7,153 (436th)	£2,610 (600th)	£315 (joint 640th)
Members' Staff Travel	£1,314 (63rd)	£1,538 (66th)	£0	£678 (242nd)	£1,193 (133rd)	£858 (189th)	£0
Members' Spouse Travel	£358 (joint 247th)	N/A	N/A	N/A	N/A	N/A	N/A
Members' Family Travel	£0	N/A	N/A	N/A	N/A	N/A	N/A
Centrally Purchased Stationery	£111 (631st)	£242 (623rd)	£0	£35 (653rd)	£160 (631st)	£301 (614th)	£568 (518th)
Stationery: Associated Postage Costs	£519 (612th)	£616 (614th)	£0	£38 (645th)	£422 (631st)	N/A	N/A
Centrally Provided Computer Equipment	£1,378 (joint 81st)	£1,175 (joint 136th)	£0	£1,700 (joint 517th)	£1,700 (joint 507th)	£1,700 (joint 479th)	£0
Other Costs	£0	£0	£0	£0	£0	£0	£0
<b>Total</b>	<b>£138,272</b> (428th)	<b>£134,779</b> (383rd)	<b>£40,898</b>	<b>£120,914</b> (382nd)	<b>£115,420</b> (403rd)	<b>£100,327</b> (540th)	<b>£20,896</b> (654th)

Entered Westminster Parliament on 7 June 2001 - General election.  
Entered the Assembly on 25 June 1998 - General election.  
Majority: 4,582 votes. — 484th out of 646 MPs.  
(Sinn Féin MPs do not take their seats in Parliament.)

<http://mpsallowances.parliament.uk/mpslordsandoffices/hocallowances/allowances-by-mp/michelle-gildernew/>

\*Regular journeys between home/constituency/Westminster: Mileage £1,576 (453rd). Air £352 (130th).

\*\*Car £5,837 (85th). Rail £193 (524th). Air £447 (159th).

## Lady Sylvia Hermon

Lady Sylvia HERMON, MP, UUP MP for North Down

Type	2007/08 (ranking out of 645)	2006/07 (ranking out of 645)	2005/06	2004/05 (ranking out of 659)	2003/04 (ranking out of 658)	2002/03 (ranking out of 657)	2001/02 (ranking out of 657)
Additional Costs Allowance	£16,999 (462nd)	£19,026 (420th)	£17,660	£15,426 (478th)	£18,592 (340th)	£17,492 (450th)	£13,827 (453rd)
London Supplement	£0	£0	£0	£0	£0	£0	£0
Incidental Expenses Provision	£12,309 (533rd)	£13,605 (574th)	£13,804	£8,759 (624th)	£14,395 (579th)	£13,483 (579th)	£21,819 (119th)
Staffing Allowance	£92,017 (125th)	£87,084 (193rd)	£75,240	£77,567 (75th)	£64,657 (453rd)	£62,467 (386th)	£34,684 (594th)
Communications Allowance	£66 (600th)	N/A	N/A	N/A	N/A	N/A	N/A
Members' Travel	£8,010 (298th)*	£10,962 (169th)**	£12,042	£12,088 (268th)	£17,427 (83rd)	£12,813 (206th)	£12,201 (134th)
Members' Staff Travel	£922 (117th)	£640 (186th)	£866	£1,527 (117th)	£1,678 (80th)	£1,651 (77th)	£600 (joint 214th)
Members' Spouse Travel	£0	N/A	N/A	N/A	N/A	N/A	N/A
Members' Family Travel	£0	N/A	N/A	N/A	N/A	N/A	N/A
Centrally Purchased Stationery	£362 (joint 554th)	£766 (joint 383rd)	£550	£569 (464th)	£664 (joint 423rd)	£545 (552nd)	£111 (643rd)
Stationery: Associated Postage Costs	£2,634 (278th)	£3,585 (227th)	£1,795	£2,025 (402nd)	£2,112 (joint 388th)	N/A	N/A
Centrally Provided Computer Equipment	£685 (joint 633rd)	£983 (joint 441st)	£376	£1,829 (joint 427th)	£1,829 (joint 420th)	£1,829 (joint 404th)	£1,453 (joint 488th)
Other Costs	£0	£0	£0	£1,452 (73rd)	£0	£0	£0
<b>Total</b>	<b>£134,004 (489th)</b>	<b>£136,651 (345th)</b>	<b>£122,333</b>	<b>£121,242 (374th)</b>	<b>£121,354 (276th)</b>	<b>£110,280 (390th)</b>	<b>£84,695 (418th)</b>

Entered Westminster Parliament on 7 June 2001 - General election.  
Majority: 5,957 votes. — 422nd out of 646 MPs.

<http://mpsallowances.parliament.uk/mpslordsandoffices/hocallowances/allowances-by-mp/sylvia-hermon/>

\*Regular journeys between home/constituency/Westminster: Rail £437 (498th). Air £7,573 (63rd).

\*\*Car £160 (577th). Rail £1,065 (415th). Air £9,737 (41st).

## William McCrea

William McCREA, MP, MLA, DUP MP for South Antrim

Type	2007/08 (ranking out of 645)	2006/07 (ranking out of 645)	2005/06	2004/05 (ranking out of 659)	2003/04 (ranking out of 658)	2002/03 (ranking out of 657)	2001/02 (ranking out of 657)
Additional Costs Allowance	£20,904 (349th)	£21,934 (271st)	£21,634				
London Supplement	£0	£0	£0				
Incidental Expenses Provision	£30,247 (4th)	£22,173 (180th)	£28,220				
Staffing Allowance	£86,875 (354th)	£63,353 (620th)	£49,168				
Communications Allowance	£0	N/A	N/A	N/A	N/A	N/A	N/A
Members' Travel	£17,488 (38th)*	£16,325 (42nd)**	£2,657				
Members' Staff Travel	£0	£0	£0				
Members' Spouse Travel	£640 (joint 180th)	N/A	N/A	N/A	N/A	N/A	N/A
Members' Family Travel	£0	N/A	N/A	N/A	N/A	N/A	N/A
Centrally Purchased Stationery	£627 (joint 411th)	£601 (joint 469th)	£713				
Stationery: Associated Postage Costs	£2,027 (368th)	£2,288 (369th)	£2,916	N/A	N/A	N/A	N/A
Centrally Provided Computer Equipment	£1,044 (545th)	£930 (joint 523rd)	£930				
Other Costs	£0	£0	£0	£0	£0	£0	£0
<b>Total</b>	<b>£159,852 (105th)</b>	<b>£127,604 (486th)</b>	<b>£106,238</b>				

Entered Westminster Parliament on 9 June 1983 - General election.  
Entered the Assembly on 25 June 1998 - General election.  
Majority: 3,448 votes. — 493rd out of 646 MPs.

<http://mpsallowances.parliament.uk/mpslordsandoffices/hocallowances/allowances-by-mp/william-mccrea/>

\*Regular journeys between home/constituency/Westminster: Rail £2,865 (300th). Air £14,623 (10th).

\*\*Rail £2,043 (333rd). Air £14,282 (12th).

## Alasdair McDonnell

Alasdair McDONNELL, MP, MLA, SDLP MP for Belfast South

Type	2007/08 (ranking out of 645)	2006/07 (ranking out of 645)	2005/06	2004/05 (ranking out of 659)	2003/04 (ranking out of 658)	2002/03 (ranking out of 657)	2001/02 (ranking out of 657)
Additional Costs Allowance	£23,083 (joint 1st)	£22,110 (joint 1st)	£21,634				
London Supplement	£0	£0	£0				
Incidental Expenses Provision	£16,967 (400th)	£18,771 (441st)	£19,942				
Staffing Allowance	£94,769 (56th)	£88,944 (93rd)	£83,882				
Communications Allowance	£9,801 (185th)	N/A	N/A	N/A	N/A	N/A	N/A
Members' Travel	£9,310 (247th)*	10,971 (168th)**	£11,299				
Members' Staff Travel	£305 (278th)	£2,114 (37th)	£2,139				
Members' Spouse Travel	£0	N/A	N/A	N/A	N/A	N/A	N/A
Members' Family Travel	£320 (50th)	N/A	N/A	N/A	N/A	N/A	N/A
Centrally Purchased Stationery	£209 (622nd)	£552 (joint 508th)	£440				
Stationery: Associated Postage Costs	£864 (joint 580th)	£1,177 (557th)	£1,125	N/A	N/A	N/A	N/A
Centrally Provided Computer Equipment	£1,202 (joint 323rd)	£1,089 (joint 269th)	£1,089				
Other Costs	£0	£0	£754				
<b>Total</b>	<b>£156,830</b> (150th)	<b>£145,728</b> (161st)	<b>£142,304</b>				

Entered Westminster Parliament on 5 May 2005 - General election.  
Entered the Assembly on 25 June 1998 - General election.  
Majority: 1,235 votes. — 574th out of 646 MPs.

<http://mpsallowances.parliament.uk/mpslordsandoffices/hocallowances/allowances-by-mp/alasdair-mcdonnell/>

\*Regular journeys between home/constituency/Westminster: Mileage £1,540 (457th). Rail £1,223 (408th). Air £6,373 (67th). Misc £174 (130th).

\*\*Car £1,871 (436th). Rail £1,158 (405th). Air £7,942 (61st).

## Eddie McGrady

Eddie McGRADY, MP, SDLP MP for South Down

Type	2007/08 (ranking out of 645)	2006/07 (ranking out of 645)	2005/06	2004/05 (ranking out of 659)	2003/04 (ranking out of 658)	2002/03 (ranking out of 657)	2001/02 (ranking out of 657)
Additional Costs Allowance	£9,295 (565th)	£11,709 (542nd)	£7,903	£12,301 (539th)	£10,850 (552nd)	£12,892 (564th)	£9,646 (567th)
London Supplement	£0	£0	£0	£0	£0	£0	£0
Incidental Expenses Provision	£25,537 (48th)	£24,936 (96th)	£25,209	£19,325 (joint 11th)	£18,786 (joint 258th)	£15,321 (540th)	£17,818 (244th)
Staffing Allowance	£86,078 (378th)	£82,492 (388th)	£78,769	£65,068 (543rd)	£63,447 (532nd)	£60,760 (504th)	£47,759 (252nd)
Communications Allowance	£10,158 (116th)	N/A	N/A	N/A	N/A	N/A	N/A
Members' Travel	£16,246 (55th)*	£14,352 (81st)**	£12,751	£20,514 (50th)	£20,918 (45th)	£16,469 (105th)	£12,747 (116th)
Members' Staff Travel	£0	£0	£459	£65 (438th)	£390 (joint 294th)	£365 (299th)	£0
Members' Spouse Travel	£0	N/A	N/A	N/A	N/A	N/A	N/A
Members' Family Travel	£0	N/A	N/A	N/A	N/A	N/A	N/A
Centrally Purchased Stationery	£466 (510th)	£760 (386th)	£751	£424 (joint 545th)	£938 (joint 285th)	£976 (joint 341st)	£512 (joint 547th)
Stationery: Associated Postage Costs	£1,140 (545th)	£1,760 (joint 450th)	£1,616	£1,264 (532nd)	£2,062 (joint 401st)	N/A	N/A
Centrally Provided Computer Equipment	£1,225 (287th)	£1,209 (joint 97th)	£180	£1,504 (joint 573rd)	£1,504 (joint 557th)	£1,504 (joint 536th)	£1,504 (463rd)
Other Costs	£6,757 (20th)	£2,241 (42nd)	£0	£0	£0	£0	£0
<b>Total</b>	<b>£156,902 (147th)</b>	<b>£139,459 (293rd)</b>	<b>£127,638</b>	<b>£120,465 (391st)</b>	<b>£118,895 (337th)</b>	<b>£108,287 (434th)</b>	<b>£89,986 (292nd)</b>

Entered Westminster Parliament on 11 June 1987 - General election.  
Entered the Assembly on 25 June 1998 - General election.  
Majority: 9,140 votes. — 302nd out of 646 MPs.

<http://mpsallowances.parliament.uk/mpslordsandoffices/hocallowances/allowances-by-mp/eddie-mcgrady/>

\*Regular journeys between home/constituency/Westminster: Mileage £5,369 (81st). Rail £1,038 (434th). Air £9,839 (42nd).

\*\*Car £5,350 (127th). Rail £879 (429th). Air £8,123 (60th).

## Martin McGuinness

Martin McGUINNESS, MP, MLA, Sinn Féin MP for Mid Ulster

Type	2007/08 (ranking out of 645)	2006/07 (ranking out of 645)	2005/06	2004/05 (ranking out of 659)	2003/04 (ranking out of 658)	2002/03 (ranking out of 657)	2001/02 (ranking out of 657)
Additional Costs Allowance	£21,000 (joint 343rd)	£21,057 (345th)	£7,500	£15,683 (469th)	£18,581 (343rd)	£9,440 (590th)	£0
London Supplement	£0	£0	£0	£0	£0	£0	£0
Incidental Expenses Provision	£21,231 (163rd)	£20,447 (289th)	£8,298	£19,133 (204th)	£18,799 (joint 13th)	£17,470 (448th)	£4,499 (joint 625th)
Staffing Allowance	£89,087 (268th)	£87,090 (190th)	£17,834	£66,649 (483rd)	£64,272 (joint 490th)	£40,730 (649th)	£6,895 (joint 654th)
Communications Allowance	£0	N/A	N/A	N/A	N/A	N/A	N/A
Members' Travel	£2,485 (joint 571st)*	£9,856 (223rd)**	£7,750	£17,092 (95th)	£7,707 (408th)	£3,861 (565th)	£315 (joint 640th)
Members' Staff Travel	£1,306 (65th)	£2,420 (25th)	£395	£0	£0	£110 (joint 415th)	£0
Members' Spouse Travel	£0	N/A	N/A	N/A	N/A	N/A	N/A
Members' Family Travel	£0	N/A	N/A	N/A	N/A	N/A	N/A
Centrally Purchased Stationery	£0	£0	£0	£0	£0	£531 (558th)	£0
Stationery: Associated Postage Costs	£0	£0	£0	£0	£0	N/A	N/A
Centrally Provided Computer Equipment	£1,127 (joint 455th)	£920 (548th)	£836	£1,294 (629th)	£1,294 (621st)	£1,294 (599th)	£458 (joint 607th)
Other Costs	£0	£0	£0	£0	£0	£0	£0
<b>Total</b>	<b>£136,236 (459th)</b>	<b>£141,790 (244th)</b>	<b>£42,613</b>	<b>£119,851 (402nd)</b>	<b>£110,653 (503rd)</b>	<b>£73,436 (653rd)</b>	<b>£12,167 (656th)</b>

Entered Westminster Parliament on 1 May 1997 - General election.  
 Entered the Assembly on 25 June 1998 - General election.  
 Majority: 10,976 votes. — 199th out of 646 MPs.  
 (Sinn Féin MPs do not take their seats in Parliament.)

<http://mpsallowances.parliament.uk/mpslordsandoffices/hocallowances/allowances-by-mp/martin-mcguinness/>

\*Regular journeys between home/constituency/Westminster: Mileage £1,530 (458th). Air £955 (102nd).

\*\*Car £4,287 (211th). Rail £1,615 (369th). Air £3,954 (80th).

## Conor Murphy

Conor MURPHY, MP, MLA, Sinn Féin MP for Newry & Armagh

Type	2007/08 (ranking out of 645)	2006/07 (ranking out of 645)	2005/06	2004/05 (ranking out of 659)	2003/04 (ranking out of 658)	2002/03 (ranking out of 657)	2001/02 (ranking out of 657)
Additional Costs Allowance	£21,000 (joint 343rd)	£18,000 (joint 444th)	£7,500				
London Supplement	£0	£0	£0				
Incidental Expenses Provision	£21,293 (joint 151st)	£20,416 (joint 310th)	£8,326				
Staffing Allowance	£85,790 (388th)	£87,263 (171st)	£18,008				
Communications Allowance	£0	N/A	N/A	N/A	N/A	N/A	N/A
Members' Travel	£2,225 (578th)*	£4,552 (486th)**	£3,872				
Members' Staff Travel	£0	£0	£0				
Members' Spouse Travel	£415 (232nd)	N/A	N/A	N/A	N/A	N/A	N/A
Members' Family Travel	£0	N/A	N/A	N/A	N/A	N/A	N/A
Centrally Purchased Stationery	£55 (638th)	£53 (641st)	£256				
Stationery: Associated Postage Costs	£170 (639th)	£342 (631st)	£948	N/A	N/A	N/A	N/A
Centrally Provided Computer Equipment	£1,413 (joint 62nd)	£1,295 (45th)	£0				
Other Costs	£0	£0	£0				
<b>Total</b>	<b>£132,361 (507th)</b>	<b>£131,921 (432nd)</b>	<b>£38,910</b>				

<http://mpsallowances.parliament.uk/mpslordsandoffices/hocallowances/allowances-by-mp/conor-murphy/>

\*Regular journeys between home/constituency/Westminster: Mileage £1,650 (442nd). Air £575 (116th).

\*\*Car £2,871 (332nd). Rail £415 (489th). Air £1,266 (112th).

Entered Westminster Parliament on 5 May 2005 - General election.  
Entered the Assembly on 25 June 1998 - General election.  
Majority: 8,195 votes. — 351st out of 646 MPs.  
(Sinn Féin MPs do not take their seats in Parliament.)

## Ian Paisley

Ian PAISLEY, MP, MLA, DUP MP for North Antrim

Type	2007/08 (ranking out of 645)	2006/07 (ranking out of 645)	2005/06	2004/05 (ranking out of 659)	2003/04 (ranking out of 658)	2002/03 (ranking out of 657)	2001/02 (ranking out of 657)
Additional Costs Allowance	£18,136 (433rd)	£19,247 (415th)	£21,234	£20,900 (joint 195th)	£20,333 (joint 3rd)	£19,260 (joint 344th)	£15,003 (353rd)
London Supplement	£0	£0	£0	£0	£0	£0	£0
Incidental Expenses Provision	£26,084 (39th)	£11,419 (607th)	£16,417	£9,215 (619th)	£4,773 (652nd)	£9,718 (629th)	£2,503 (652nd)
Staffing Allowance	£85,760 (391st)	£90,973 (54th)	£74,796	£61,835 (591st)	£68,811 (605th)	£44,610 (637th)	£41,382 (487th)
Communications Allowance	£0	N/A	N/A	N/A	N/A	N/A	N/A
Members' Travel	£7,668 (315th)*	£10,864 (177th)**	£9,701	£9,462 (351st)	£11,222 (281st)	£9,453 (350th)	£7,837 (329th)
Members' Staff Travel	£0	£2,491 (24th)	£1,350	£0	£320 (320th)	£1,982 (49th)	£1,877 (43rd)
Members' Spouse Travel	£0	N/A	N/A	N/A	N/A	N/A	N/A
Members' Family Travel	£0	N/A	N/A	N/A	N/A	N/A	N/A
Centrally Purchased Stationery	£305 (578th)	£174 (634th)	£435	£156 (633rd)	£353 (579th)	£452 (578th)	£209 (634th)
Stationery: Associated Postage Costs	£1,612 (440th)	£1,330 (533rd)	£1,737	£280 (joint 637th)	£1,592 (joint 482nd)	N/A	N/A
Centrally Provided Computer Equipment	£0	£0	£0	£0	£0	£0	£0
Other Costs	£0	£0	£0	£0	£0	£0	£0
<b>Total</b>	<b>£139,565</b> (414th)	<b>£136,498</b> (349th)	<b>£125,670</b>	<b>£101,848</b> (605th)	<b>£79,010</b> (652nd)	<b>£85,475</b> (631st)	<b>£68,811</b> (605th)

<http://mpsallowances.parliament.uk/mpslordsandoffices/hocallowances/allowances-by-mp/ian-paisley/>

\*Regular journeys between home/constituency/Westminster: Air £7,668 (62nd).

\*\*Air £10,864 (34th).

Entered Westminster Parliament on 18 June 1970 - General election.  
Entered the Assembly on 25 June 1998 - General election.  
Majority: 17,965 votes. — 48th out of 646 MPs.

## Iris Robinson

Iris ROBINSON, MP, MLA, DUP MP for Strangford

Type	2007/08 (ranking out of 645)	2006/07 (ranking out of 645)	2005/06	2004/05 (ranking out of 659)	2003/04 (ranking out of 658)	2002/03 (ranking out of 657)	2001/02 (ranking out of 657)
Additional Costs Allowance	£20,478 (373rd)	£20,386 (373rd)	£21,217	£20,541 (274th)	£19,801 (272nd)	£19,722 (joint 1st)	£18,009 (joint 2nd)
London Supplement	£0	£0	£0	£0	£0	£0	£0
Incidental Expenses Provision	£8,079 (613th)	£20,112 (356th)	£13,583	£14,996 (491st)	£18,799 (joint 13th)	£18,234 (joint 1st)	£22,907 (107th)
Staffing Allowance	£78,175 (553rd)	£76,370 (535th)	£74,485	£60,379 (605th)	£64,103 (506th)	£61,980 (joint 397th)	£48,783 (225th)
Communications Allowance	£1,315 (571st)	N/A	N/A	N/A	N/A	N/A	N/A
Members' Travel	£11,973 (146th)*	£15,872 (53rd)**	£18,502	£21,879 (36th)	£28,119 (12th)	£27,301 (11th)	£20,874 (12th)
Members' Staff Travel	£0	£186 (331st)	£237	£1,447 (126th)	£0	£1,305 (121st)	£2,390 (23rd)
Members' Spouse Travel	£0	N/A	N/A	N/A	N/A	N/A	N/A
Members' Family Travel	£0	N/A	N/A	N/A	N/A	N/A	N/A
Centrally Purchased Stationery	£879 (274th)	£333 (597th)	£442	£469 (joint 520th)	£1,441 (138th)	£1,187 (257th)	£1,505 (169th)
Stationery: Associated Postage Costs	£3,192 (joint 208th)	£1,153 (564th)	£1,718	£1,225 (541st)	£4,928 (122nd)	N/A	N/A
Centrally Provided Computer Equipment	£1,382 (80th)	£180 (639th)	£0	£1,938 (joint 224th)	£1,938 (joint 220th)	£1,938 (joint 217th)	£1,938 (joint 207th)
Other Costs	£0	£0	£0	£12,025 (10th)	£0	£0	£0
<b>Total</b>	<b>£125,473 (573rd)</b>	<b>£134,592 (joint 384th)</b>	<b>£130,184</b>	<b>£134,899 (114th)</b>	<b>£139,129 (38th)</b>	<b>£131,667 (25th)</b>	<b>£116,406 (6th)</b>

Entered Westminster Parliament on 7 June 2001 - General election.  
Entered the Assembly on 25 June 1998 - General election.  
Majority: 13,049 votes. — 76th out of 646 MPs.

<http://mpsallowances.parliament.uk/mpslordsandoffices/hocallowances/allowances-by-mp/iris-robinson/>

\*Regular journeys between home/constituency/Westminster: Mileage £1,820 (408th). Rail £479 (494th). Air £9,649 (45th). Misc £25 (221st).

\*\*Car £1,660 (461st). Rail £1,135 (408th). Air £13,077 (24th).

## Peter Robinson

Peter ROBINSON, MP, MLA, DUP MP for Belfast East

Type	2007/08 (ranking out of 645)	2006/07 (ranking out of 645)	2005/06	2004/05 (ranking out of 659)	2003/04 (ranking out of 658)	2002/03 (ranking out of 657)	2001/02 (ranking out of 657)
Additional Costs Allowance	£19,864 (392nd)	£19,558 (405th)	£17,835	£19,329 (344th)	£19,710 (281st)	£19,722 (joint 1st)	£15,333 (joint 319th)
London Supplement	£0	£0	£0	£0	£0	£0	£0
Incidental Expenses Provision	£15,301 (460th)	£8,951 (626th)	£18,365	£10,934 (594th)	£16,495 (543rd)	£18,234 (joint 1st)	£13,121 (411th)
Staffing Allowance	£72,870 (599th)	£95,726 (19th)	£77,368	£75,223 (136th)	£63,690 (527th)	£57,528 (568th)	£50,611 (joint 155th)
Communications Allowance	£3,136 (523rd)	N/A	N/A	N/A	N/A	N/A	N/A
Members' Travel	£12,551 (129th)*	£16,165 (45th)**	£17,484	£15,830 (122nd)	£16,529 (108th)	£15,417 (129th)	£12,681 (120th)
Members' Staff Travel	£1,460 (48th)	£1,436 (74th)	£1,094	£1,408 (130th)	£717 (joint 211th)	£1,116 (145th)	£2,880 (16th)
Members' Spouse Travel	£0	N/A	N/A	N/A	N/A	N/A	N/A
Members' Family Travel	£0	N/A	N/A	N/A	N/A	N/A	N/A
Centrally Purchased Stationery	£288 (joint 585th)	£394 (576th)	£344	£61 (648th)	£543 (489th)	£566 (541st)	£525 (537th)
Stationery: Associated Postage Costs	£1,355 (501st)	£526 (619th)	£1,000	£0	£1,779 (451st)	N/A	N/A
Centrally Provided Computer Equipment	£1,349 (joint 114th)	£1,100 (joint 239th)	£0	£1,947 (joint 199th)	£1,947 (joint 194th)	£1,947 (joint 192nd)	£1,947 (joint 183rd)
Other Costs	£0	£0	£0	£0	£0	£0	£0
<b>Total</b>	<b>£128,174 (549th)</b>	<b>£143,856 (198th)</b>	<b>£133,490</b>	<b>£124,732 (292nd)</b>	<b>£121,410 (275th)</b>	<b>£114,530 (290th)</b>	<b>£97,098 (131st)</b>

Entered Westminster Parliament on 3 May 1979 - General election.  
Entered the Assembly on 25 June 1998 - General election.  
Majority: 5,877 votes. — 299th out of 646 MPs.

<http://mpsallowances.parliament.uk/mpslordsandoffices/hocallowances/allowances-by-mp/peter-robinson/>

\*Regular journeys between home/constituency/Westminster: Rail £799 (458th). Air £10,249 (36th). Other: European £1,503 (24th).

\*\*Car £524 (565th). Rail £1,366 (392nd). Air £14,157 (13th). Other £118 (52nd).

## David Simpson

David SIMPSON, MP, MLA, DUP MP for Upper Bann

Type	2007/08 (ranking out of 645)	2006/07 (ranking out of 645)	2005/06	2004/05 (ranking out of 659)	2003/04 (ranking out of 658)	2002/03 (ranking out of 657)	2001/02 (ranking out of 657)
Additional Costs Allowance	£21,770 (299th)	£21,115 (339th)	£19,526				
London Supplement	£0	£0	£0				
Incidental Expenses Provision	£21,091 (170th)	£15,877 (545th)	£25,166				
Staffing Allowance	£83,001 (469th)	£64,111 (617th)	£29,940				
Communications Allowance	£2,676 (540th)	N/A	N/A	N/A	N/A	N/A	N/A
Members' Travel	£23,538 (7th)*	£16,279 (43rd)**	£18,134				
Members' Staff Travel	£207 (321st)	£0	£165				
Members' Spouse Travel	£2,739 (40th)	N/A	N/A	N/A	N/A	N/A	N/A
Members' Family Travel	£865 (26th)	N/A	N/A	N/A	N/A	N/A	N/A
Centrally Purchased Stationery	£482 (joint 501st)	£266 (615th)	£736				
Stationery: Associated Postage Costs	£1,433 (483rd)	£1,859 (440th)	£1,672	N/A	N/A	N/A	N/A
Centrally Provided Computer Equipment	£1,101 (494th)	£1,050 (joint 347th)	£1,050				
Other Costs	£0	£0	£0				
<b>Total</b>	<b>£158,903 (112th)</b>	<b>£120,557 (552nd)</b>	<b>£96,389</b>				

Entered Westminster Parliament on 5 May 2005 - General election.  
Entered the Assembly on 26 November 2003 - General election.  
Majority: 5,298 votes. — 437th out of 646 MPs.

<http://mpsallowances.parliament.uk/mpslordsandoffices/hocallowances/allowances-by-mp/david-simpson/>

\*Regular journeys between home/constituency/Westminster: Mileage £1,400 (478th). Rail £1,747 (368th). Air £18,724 (4th). Other: European £1,667 (20th).

\*\*Car £840 (544th). Rail £2,096 (325th). Air £13,343 (21st).

## Sammy Wilson

Sammy WILSON, MP, MLA, DUP MP for East Antrim

Type	2007/08 (ranking out of 645)	2006/07 (ranking out of 645)	2005/06	2004/05 (ranking out of 659)	2003/04 (ranking out of 658)	2002/03 (ranking out of 657)	2001/02 (ranking out of 657)
Additional Costs Allowance	£14,557 (501st)	£15,159 (505th)	£21,483				
London Supplement	£0	£0	£0				
Incidental Expenses Provision	£19,154 (282nd)	£22,271 (175th)	£17,971				
Staffing Allowance	£88,089 (311th)	£73,386 (573rd)	£49,385				
Communications Allowance	£9,931 (160th)	N/A	N/A	N/A	N/A	N/A	N/A
Members' Travel	£20,104 (19th)*	£16,908 (36th)**	£15,943				
Members' Staff Travel	£871 (125th)	£2,635 (21st)	£3,173				
Members' Spouse Travel	£0	N/A	N/A	N/A	N/A	N/A	N/A
Members' Family Travel	£0	N/A	N/A	N/A	N/A	N/A	N/A
Centrally Purchased Stationery	£631 (408th)	£1,454 (167th)	£1,388				
Stationery: Associated Postage Costs	£2,240 (338th)	£6,325 (97th)	£6,623	N/A	N/A	N/A	N/A
Centrally Provided Computer Equipment	£1,355 (104th)	£1,233 (joint 77th)	£1,233				
Other Costs	£0	£0	£0				
<b>Total</b>	<b>£156,932 (145th)</b>	<b>£139,371 (295th)</b>	<b>£117,199</b>				

Entered Westminster Parliament on 5 May 2005 - General election.  
Entered the Assembly on 25 June 1998 - General election.  
Majority: 7,304 votes. — 226th out of 646 MPs.

<http://mpsallowances.parliament.uk/mpslordsandoffices/hocallowances/allowances-by-mp/sammy-wilson/>

\*Regular journeys between home/constituency/Westminster: Mileage £1,680 (425th). Rail £1,478 (387th). Air £15,451 (8th). Other: European £1,495 (25th).

\*\*Car £1,680 (455th). Rail £1,526 (378th). Air £13,702 (19th).

## Northern Ireland MPs Expenses League Table

Rank	MP	2007/08 Additional Costs	
1e	Gregory Campbell (DUP)	£23,083	6.46%
1e	Alasdair McDonnell (SDLP)	£23,083	6.46%
2	Nigel Dodds (DUP)	£22,992	6.43%
3	David Simpson (DUP)	£21,770	6.09%
4	Gerry Adams (SF)	£21,131	5.91%
5e	Pat Doherty (SF)	£21,000	5.88%
5e	Michelle Gildernew (SF)	£21,000	5.88%
5e	Martin McGuinness (SF)	£21,000	5.88%
5e	Conor Murphy (SF)	£21,000	5.88%
6	William McCrea (DUP)	£20,904	5.85%
7	Mark Durkan (SDLP)	£20,796	5.82%
8	Iris Robinson (DUP)	£20,478	5.73%
9	Jeffrey Donaldson (DUP)	£20,342	5.69%
10	Peter Robinson (DUP)	£19,864	5.56%
11	Ian Paisley (DUP)	£18,136	5.07%
12	Sylvia Hermon (UUP)	£16,999	4.76%
13	Sammy Wilson (DUP)	£14,557	4.07%
14	Eddie McGrady (SDLP)	£9,295	2.60%
<b>Total Cost to Taxpayer:</b>		<b>£357,430</b>	

### Party Totals:

DUP	£182,126	50.95%
SF	£105,131	29.41%
SDLP	£53,174	14.88%
UUP	£16,999	4.76%

### Party MP Averages:

SF	£21,026	5.88%
DUP	£20,236	5.66%
SDLP	£17,725	4.96%
UUP	£16,999	4.76%

**Average - All NI MPs**      £19,857.22



Rank	MP	2007/08 Incidental Expenses Provision	
1	William McCrea (DUP)	£30,247	8.46%
2	Nigel Dodds (DUP)	£29,812	8.34%
3	Ian Paisley (DUP)	£26,084	7.30%
4	Eddie McGrady (SDLP)	£25,537	7.14%
5	Mark Durkan (SDLP)	£21,882	6.12%
6e	Pat Doherty (SF)	£21,293	5.96%
6e	Conor Murphy (SF)	£21,293	5.96%
7	Gerry Adams (SF)	£21,273	5.95%
8	Martin McGuinness (SF)	£21,231	5.94%
9	Michelle Gildernew (SF)	£21,158	5.92%
10	David Simpson (DUP)	£21,091	5.90%
11	Jeffrey Donaldson (DUP)	£20,758	5.81%
12	Sammy Wilson (DUP)	£19,154	5.36%
13	Alasdair McDonnell (SDLP)	£16,967	4.75%
14	Peter Robinson (DUP)	£15,301	4.28%
15	Sylvia Hermon (UUP)	£12,309	3.44%
16	Iris Robinson (DUP)	£8,079	2.26%
17	Gregory Campbell (DUP)	£5,421	1.52%
<b>Total Cost to Taxpayer:</b>		<b>£358,890</b>	


### Party Totals:

DUP	£175,947	49.03%
SF	£106,248	29.60%
SDLP	£64,386	17.94%
UUP	£12,309	3.43%

### Party MP Averages:

SDLP	£21,462	5.98%
SF	£21,250	5.92%
DUP	£19,550	5.45%
UUP	£12,309	3.43%

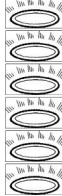
**Average - All NI MPs**      £19,938.33



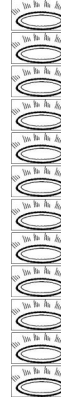
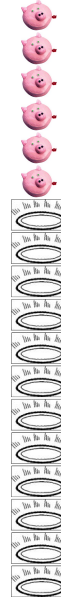
**Arranged in Descending Order  
of Greed**

## Northern Ireland MPs Expenses League Table

Rank	MP	2007/08 Staffing Allowance	
1	Alasdair McDonnell (SDLP)	£94,769	6.16%
2	Sylvia Hermon (UUP)	£92,017	5.98%
3	Michelle Gildernew (SF)	£90,506	5.88%
4	Gerry Adams (SF)	£90,278	5.86%
5	Jeffrey Donaldson (DUP)	£89,492	5.81%
6	Martin McGuinness (SF)	£89,087	5.79%
7	Sammy Wilson (DUP)	£88,089	5.72%
8	Pat Doherty (SF)	£87,083	5.66%
9	William McCrea (DUP)	£86,875	5.64%
10	Eddie McGrady (SDLP)	£86,078	5.59%
11	Conor Murphy (SF)	£85,790	5.57%
12	Ian Paisley (DUP)	£85,760	5.57%
13	Mark Durkan (SDLP)	£85,326	5.54%
14	David Simpson (DUP)	£83,001	5.39%
15	Gregory Campbell (DUP)	£80,112	5.20%
16	Iris Robinson (DUP)	£78,175	5.08%
17	Nigel Dodds (DUP)	£74,351	4.83%
18	Peter Robinson (DUP)	£72,870	4.73%
<b>Total Cost to Taxpayer:</b>		<b>£1,539,659</b>	



Rank	MP	2007/08 Communications	
1	Eddie McGrady (SDLP)	£10,158	17.10%
2	Nigel Dodds (DUP)	£10,111	17.02%
3	Sammy Wilson (DUP)	£9,931	16.72%
4	Alasdair McDonnell (SDLP)	£9,801	16.50%
5	Mark Durkan (SDLP)	£6,841	11.52%
6	Jeffrey Donaldson (DUP)	£5,360	9.02%
7	Peter Robinson (DUP)	£3,136	5.28%
8	David Simpson (DUP)	£2,676	4.51%
9	Iris Robinson (DUP)	£1,315	2.21%
10	Sylvia Hermon (UUP)	£66	0.11%
11e	Gerry Adams (SF)	£0	0.00%
11e	Gregory Campbell (DUP)	£0	0.00%
11e	Pat Doherty (SF)	£0	0.00%
11e	Michelle Gildnernew (SF)	£0	0.00%
11e	William McCrea (DUP)	£0	0.00%
11e	Martin McGuinness (SF)	£0	0.00%
11e	Conor Murphy (SF)	£0	0.00%
11e	Ian Paisley (DUP)	£0	0.00%
<b>Total Cost to Taxpayer:</b>		<b>£59,395</b>	



**Arranged in Descending Order of Greed**

### Party Totals:

DUP	£738,725	47.98%
SF	£442,744	28.76%
SDLP	£266,173	17.29%
UUP	£92,017	5.98%

### Party MP Averages:

UUP	£92,017	5.98%
SDLP	£88,724	5.76%
SF	£88,549	5.75%
DUP	£82,081	5.33%

**Average - All NI MPs**      £85,536.61

### Party Totals:

DUP	£32,529	54.77%
SDLP	£19,732	33.22%
UUP	£66	0.11%
SF	£0	0.00%

### Party MP Averages:

SDLP	£6,577	11.07%
DUP	£3,614	6.09%
UUP	£66	0.11%
SF	£0	0.00%

**Average - All NI MPs**      £3,299.72

## Northern Ireland MPs Expenses League Table

Rank	MP	2007/08 Members' Travel	
1	David Simpson (DUP)	£23,538	11.06%
2	Gregory Campbell (DUP)	£23,375	10.98%
3	Nigel Dodds (DUP)	£21,536	10.12%
4	Sammy Wilson (DUP)	£20,104	9.45%
5	Jeffrey Donaldson (DUP)	£18,128	8.52%
6	William McCrea (DUP)	£17,488	8.22%
7	Eddie McGrady (SDLP)	£16,246	7.63%
8	Peter Robinson (DUP)	£12,551	5.90%
9	Iris Robinson (DUP)	£11,973	5.63%
10	Mark Durkan (SDLP)	£10,615	4.99%
11	Alasdair McDonnell (SDLP)	£9,310	4.37%
12	Sylvia Hermon (UUP)	£8,010	3.76%
13	Ian Paisley (DUP)	£7,668	3.60%
14	Pat Doherty (SF)	£4,129	1.94%
15	Martin McGuinness (SF)	£2,485	1.17%
16	Conor Murphy (SF)	£2,225	1.05%
17	Michelle Gildnernew (SF)	£1,928	0.91%
18	Gerry Adams (SF)	£1,506	0.71%
<b>Total Cost to Taxpayer:</b>		<b>£212,815</b>	

### Party Totals:

DUP	£156,361	73.47%
SDLP	£36,171	17.00%
SF	£12,273	5.77%
UUP	£8,010	3.76%

### Party MP Averages:

DUP	£17,373	8.16%
SDLP	£12,057	5.67%
UUP	£8,010	3.76%
SF	£2,455	1.15%

**Average - All NI MPs**      £11,823.06

Rank	MP	2007/08 Members' Staff Travel	
1	Gerry Adams (SF)	£2,123	22.04%
2	Peter Robinson (DUP)	£1,460	15.16%
3	Michelle Gildnernew (SF)	£1,314	13.64%
4	Martin McGuinness (SF)	£1,306	13.56%
5	Sylvia Hermon (UUP)	£922	9.57%
6	Sammy Wilson (DUP)	£871	9.04%
7	Mark Durkan (SDLP)	£661	6.86%
8	Nigel Dodds (DUP)	£463	4.81%
9	Alasdair McDonnell (SDLP)	£305	3.17%
10	David Simpson (DUP)	£207	2.15%
11e	Gregory Campbell (DUP)	£0	0.00%
11e	Pat Doherty (SF)	£0	0.00%
11e	Jeffrey Donaldson (DUP)	£0	0.00%
11e	William McCrea (DUP)	£0	0.00%
11e	Eddie McGrady (SDLP)	£0	0.00%
11e	Conor Murphy (SF)	£0	0.00%
11e	Iris Robinson (DUP)	£0	0.00%
11e	Ian Paisley (DUP)	£0	0.00%
<b>Total Cost to Taxpayer:</b>		<b>£9,632</b>	

### Party Totals:

SF	£4,743	49.24%
DUP	£3,001	31.16%
SDLP	£966	10.03%
UUP	£922	9.57%

### Party MP Averages:


SF	£949	9.85%
UUP	£922	9.57%
DUP	£333	3.46%
SDLP	£322	3.34%

**Average - All NI MPs**      £535.11


Arranged in Descending Order  
of Greed

## Northern Ireland MPs Expenses League Table

Rank	MP	2007/08 Members' Spouse Travel	
1	Nigel Dodds (DUP)	£4,091	34.70%
2	David Simpson (DUP)	£2,739	23.24%
3	Gregory Campbell (DUP)	£1,244	10.55%
4	Jeffrey Donaldson (DUP)	£854	7.24%
5	Pat Doherty (SF)	£786	6.67%
6	Mark Durkan (SDLP)	£661	5.61%
7	William McCrea (DUP)	£640	5.43%
8	Conor Murphy (SF)	£415	3.52%
9	Michelle Gildnerew (SF)	£358	3.04%
10	Sylvia Hermon (UUP)	£0	0.00%
11	Sammy Wilson (DUP)	£0	0.00%
12	Peter Robinson (DUP)	£0	0.00%
13	Martin McGuinness (SF)	£0	0.00%
14	Iris Robinson (DUP)	£0	0.00%
15	Ian Paisley (DUP)	£0	0.00%
16	Gerry Adams (SF)	£0	0.00%
17	Eddie McGrady (SDLP)	£0	0.00%
18	Alasdair McDonnell (SDLP)	£0	0.00%
<b>Total Cost to Taxpayer:</b>		<b>£11,788</b>	



Rank	MP	2007/08 Members' Family Travel	
1	Nigel Dodds (DUP)	£1,782	40.48%
2	David Simpson (DUP)	£865	19.65%
3	Jeffrey Donaldson (DUP)	£834	18.95%
4	Mark Durkan (SDLP)	£601	13.65%
5	Alasdair McDonnell (SDLP)	£320	7.27%
6	Gerry Adams (SF)	£0	0.00%
7	Gregory Campbell (DUP)	£0	0.00%
8	Pat Doherty (SF)	£0	0.00%
9	Michelle Gildnerew (SF)	£0	0.00%
10	Sylvia Hermon (UUP)	£0	0.00%
11	William McCrea (DUP)	£0	0.00%
12	Eddie McGrady (SDLP)	£0	0.00%
13	Martin McGuinness (SF)	£0	0.00%
14	Conor Murphy (SF)	£0	0.00%
15	Ian Paisley (DUP)	£0	0.00%
16	Iris Robinson (DUP)	£0	0.00%
17	Peter Robinson (DUP)	£0	0.00%
18	Sammy Wilson (DUP)	£0	0.00%
<b>Total Cost to Taxpayer:</b>		<b>£4,402</b>	



**Arranged in Descending Order  
of Greed**

### Party Totals:

DUP	£9,568	81.17%
SF	£1,559	13.23%
SDLP	£661	5.61%
UUP	£0	0.00%

### Party MP Averages:

DUP	£1,063	9.02%
SF	£312	2.65%
SDLP	£220	1.87%
UUP	£0	0.00%

**Average - All NI MPs**      £654.89

### Party Totals:

DUP	£3,481	79.08%
SDLP	£921	20.92%
UUP	£0	0.00%
SF	£0	0.00%

### Party MP Averages:

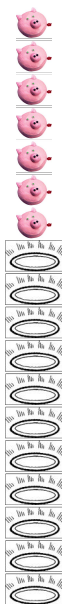
DUP	£387	8.79%
SDLP	£307	6.97%
UUP	£0	0.00%
SF	£0	0.00%

**Average - All NI MPs**      £244.56

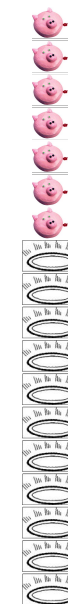
## Northern Ireland MPs Expenses League Table

Stationery: Associated

Rank	MP	2007/08 Centrally Purchased Stationery	
1	Jeffrey Donaldson (DUP)	£1,169	15.53%
2	Nigel Dodds (DUP)	£1,118	14.86%
3	Iris Robinson (DUP)	£879	11.68%
4	Sammy Wilson (DUP)	£631	8.39%
5	William McCrea (DUP)	£627	8.33%
6	David Simpson (DUP)	£482	6.41%
7	Eddie McGrady (SDLP)	£466	6.19%
8	Sylvia Hermon (UUP)	£362	4.81%
9	Ian Paisley (DUP)	£305	4.05%
10	Gregory Campbell (DUP)	£291	3.87%
11	Peter Robinson (DUP)	£288	3.83%
12	Mark Durkan (SDLP)	£237	3.15%
13	Pat Doherty (SF)	£210	2.79%
14	Alasdair McDonnell (SDLP)	£209	2.78%
15	Michelle Gildnernew (SF)	£111	1.48%
16	Gerry Adams (SF)	£85	1.13%
17	Conor Murphy (SF)	£55	0.73%
18	Martin McGuinness (SF)	£0	0.00%
<b>Total Cost to Taxpayer:</b>		<b>£7,525</b>	



Rank	MP	2007/08 Postage Costs	
1	Nigel Dodds (DUP)	£4,052	14.94%
2	Iris Robinson (DUP)	£3,192	11.77%
3	Jeffrey Donaldson (DUP)	£3,176	11.71%
4	Sylvia Hermon (UUP)	£2,634	9.71%
5	Sammy Wilson (DUP)	£2,240	8.26%
6	William McCrea (DUP)	£2,027	7.47%
7	Ian Paisley (DUP)	£1,612	5.94%
8	David Simpson (DUP)	£1,433	5.28%
9	Peter Robinson (DUP)	£1,355	5.00%
10	Gregory Campbell (DUP)	£1,325	4.88%
11	Eddie McGrady (SDLP)	£1,140	4.20%
12	Alasdair McDonnell (SDLP)	£864	3.19%
13	Pat Doherty (SF)	£622	2.29%
14	Mark Durkan (SDLP)	£545	2.01%
15	Michelle Gildnernew (SF)	£519	1.91%
16	Gerry Adams (SF)	£218	0.80%
17	Conor Murphy (SF)	£170	0.63%
18	Martin McGuinness (SF)	£0	0.00%
<b>Total Cost to Taxpayer:</b>		<b>£27,124</b>	



**Arranged in Descending Order  
of Greed**

### Party Totals:

DUP	£5,790	76.94%
SDLP	£912	12.12%
SF	£461	6.13%
UUP	£362	4.81%

### Party MP Averages:

DUP	£643	8.54%
SDLP	£304	4.04%
SF	£92	1.22%
UUP	£0	0.00%

**Average - All NI MPs**      £418.06

### Party Totals:

DUP	£20,412	75.25%
UUP	£2,634	9.71%
SDLP	£2,549	9.40%
SF	£1,529	5.64%

### Party MP Averages:

UUP	£2,634	9.71%
DUP	£2,268	8.36%
SDLP	£850	3.13%
SF	£306	1.13%

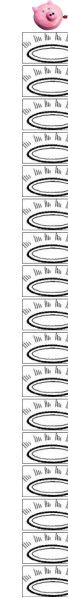
**Average - All NI MPs**      £1,506.89

## Northern Ireland MPs Expenses League Table

		2007/08	
Centrally Provided		Computer Equipment	
Rank	MP	£	%
1	Conor Murphy (SF)	£1,413	6.81%
2	Iris Robinson (DUP)	£1,382	6.67%
3	Michelle Gildnernew (SF)	£1,378	6.65%
4	Gregory Campbell (DUP)	£1,362	6.57%
5	Sammy Wilson (DUP)	£1,355	6.54%
6	Peter Robinson (DUP)	£1,349	6.51%
7	Gerry Adams (SF)	£1,329	6.41%
8	Nigel Dodds (DUP)	£1,301	6.27%
9	Pat Doherty (SF)	£1,300	6.27%
10	Eddie McGrady (SDLP)	£1,225	5.91%
11	Alasdair McDonnell (SDLP)	£1,202	5.80%
12	Mark Durkan (SDLP)	£1,199	5.78%
13	Martin McGuinness (SF)	£1,127	5.44%
14	David Simpson (DUP)	£1,101	5.31%
15	William McCrea (DUP)	£1,044	5.04%
16	Jeffrey Donaldson (DUP)	£982	4.74%
17	Sylvia Hermon (UUP)	£685	3.30%
18	Ian Paisley (DUP)	£0	0.00%
<b>Total Cost to Taxpayer:</b>		<b>£20,734</b>	



		2007/08	
		Other Costs	
Rank	MP	£	%
1	Eddie McGrady (SDLP)	£6,757	100%
2e	Gerry Adams (SF)	£0	0.00%
2e	Gregory Campbell (DUP)	£0	0.00%
2e	Nigel Dodds (DUP)	£0	0.00%
2e	Pat Doherty (SF)	£0	0.00%
2e	Jeffrey Donaldson (DUP)	£0	0.00%
2e	Mark Durkan (SDLP)	£0	0.00%
2e	Michelle Gildernew (SF)	£0	0.00%
2e	Sylvia Hermon (UUP)	£0	0.00%
2e	William McCrea (DUP)	£0	0.00%
2e	Alasdair McDonnell (SDLP)	£0	0.00%
2e	Martin McGuinness (SF)	£0	0.00%
2e	Conor Murphy (SF)	£0	0.00%
2e	Ian Paisley (DUP)	£0	0.00%
2e	Iris Robinson (DUP)	£0	0.00%
2e	Peter Robinson (DUP)	£0	0.00%
2e	David Simpson (DUP)	£0	0.00%
2e	Sammy Wilson (DUP)	£0	0.00%
<b>Total Cost to Taxpayer:</b>		<b>£6,757</b>	



**Arranged in Descending Order  
of Greed**

**Party Totals:**

DUP	£9,876	47.63%
SF	£6,547	31.58%
SDLP	£3,626	17.49%
UUP	£685	3.30%

**Party MP Averages:**

SF	£1,309	6.31%
SDLP	£1,209	5.83%
DUP	£1,097	5.29%
UUP	£685	3.30%

**Average - All NI MPs**      £1,151.89

**Party Totals:**


SDLP	£6,757	100%
DUP	£0	0.00%
SF	£0	0.00%
UUP	£0	0.00%

**Party MP Averages:**



















SDLP	£6,757	100%
DUP	£0	0.00%
SF	£0	0.00%
UUP	£0	0.00%

**Average - All NI MPs**      £375.39

## Northern Ireland MPs Expenses League Table



Arranged in Descending Order of Greed

Rank	MP	Totals		
1	Nigel Dodds (DUP)	£171,609		6.56%
2	Jeffrey Donaldson (DUP)	£161,095		6.16%
3	William McCrea (DUP)	£159,852		6.11%
4	David Simpson (DUP)	£158,903		6.07%
5	Sammy Wilson (DUP)	£156,932		6.00%
6	Eddie McGrady (SDLP)	£156,902		6.00%
7	Alasdair McDonnell (SDLP)	£156,830		5.99%
8	Mark Durkan (SDLP)	£149,364		5.71%
9	Ian Paisley (DUP)	£139,565		5.33%
10	Michelle Gildernew (SF)	£138,272		5.29%
11	Gerry Adams (SF)	£137,943		5.27%
12	Pat Doherty (SF)	£136,423		5.21%
13	Martin McGuinness (SF)	£136,236		5.21%
14	Gregory Campbell (DUP)	£136,213		5.21%
15	Sylvia Hermon (UUP)	£134,004		5.12%
16	Conor Murphy (SF)	£132,361		5.06%
17	Peter Robinson (DUP)	£128,174		4.90%
18	Iris Robinson (DUP)	£125,473		4.80%
<b>Total Cost to Taxpayer:</b>		<b>£2,616,151</b>		
Average:		£145,342		